

ANSA and μ ETA as a CAE Software Development Platform

Michael Giannakidis, Yianni Kolokythas

BETA CAE Systems SA, Thessaloniki, Greece

Overview

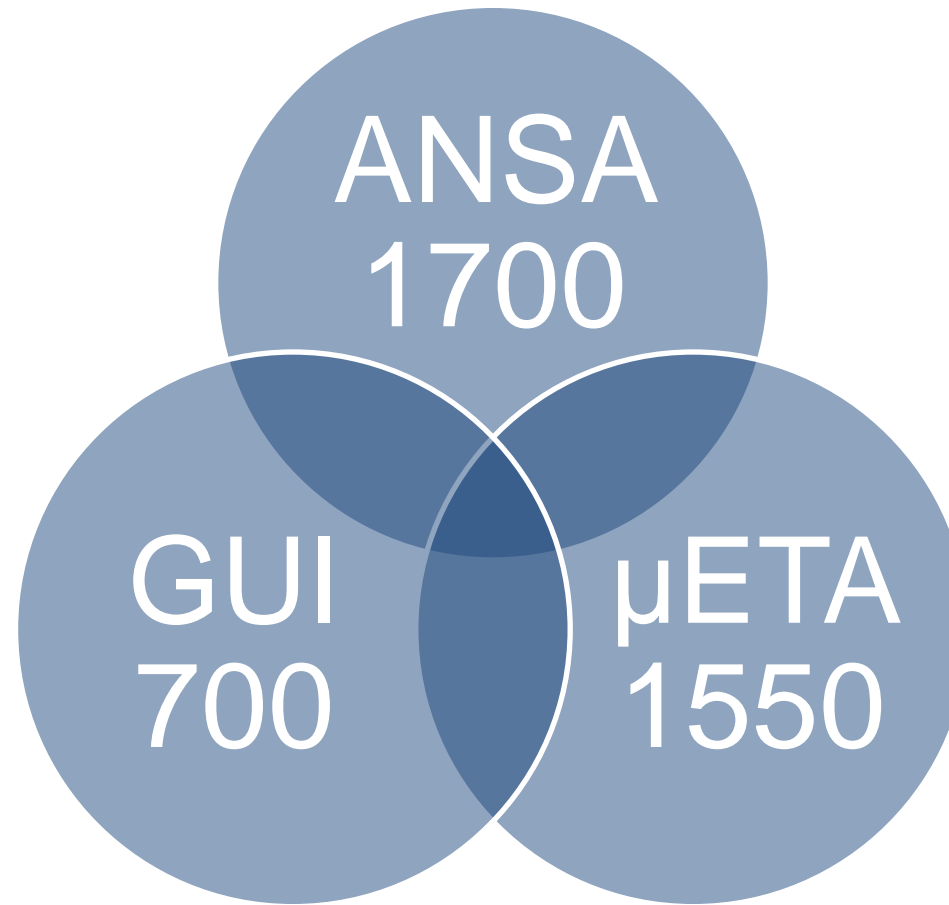
- What have we have done so far
- Current state
- Future direction

Scripting – Application Programming Interface

- A user can programmatically interact with ANSA and μ ETA.
- Users can create their own custom functionality
- Users can extend existing functionality to fit their simulation processes.

What have we have given you so far

A big library of APIs that give access to the core of the programs



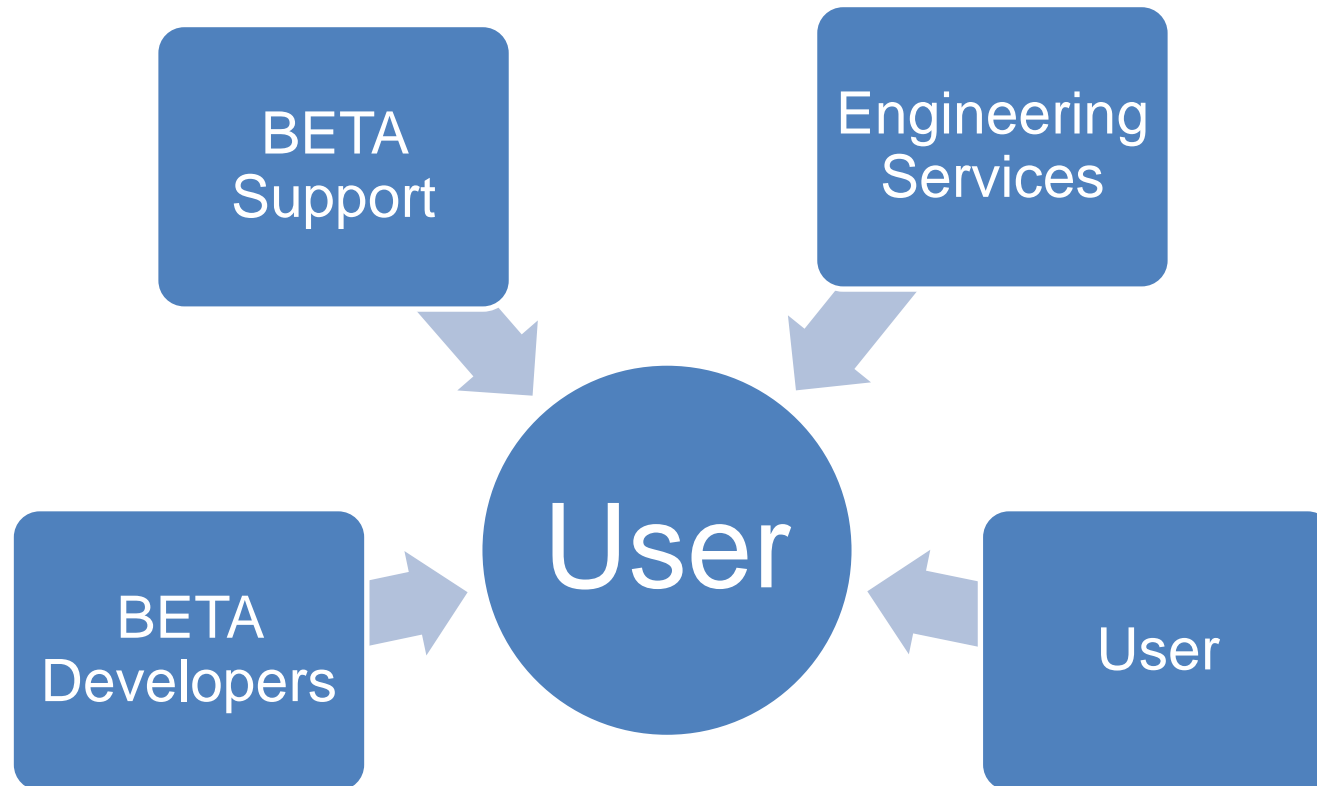
What have we have given you so far

The BETA Script programming language

- A custom made language developed and maintained by BETA
- A combination of many features from languages inspired by C
- It worked well all these years. It helped in the wide adoption of scripting in the ANSA and μ ETA community

User Centered Development

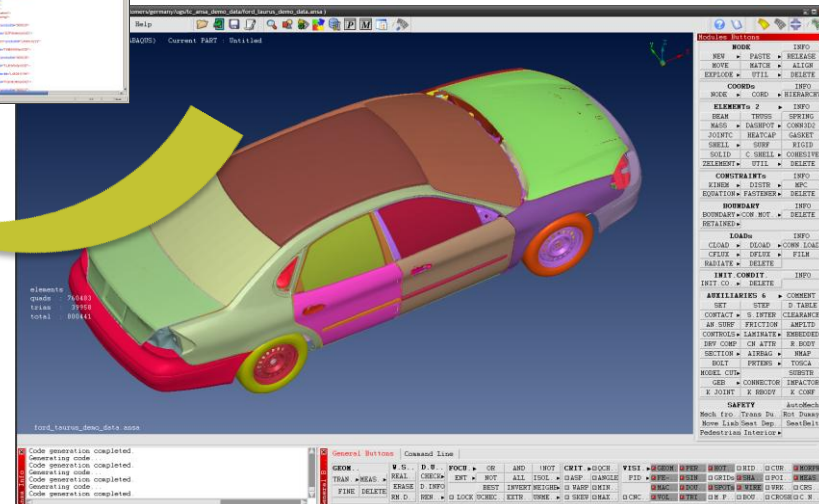
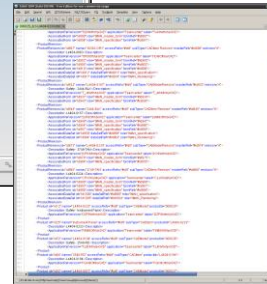
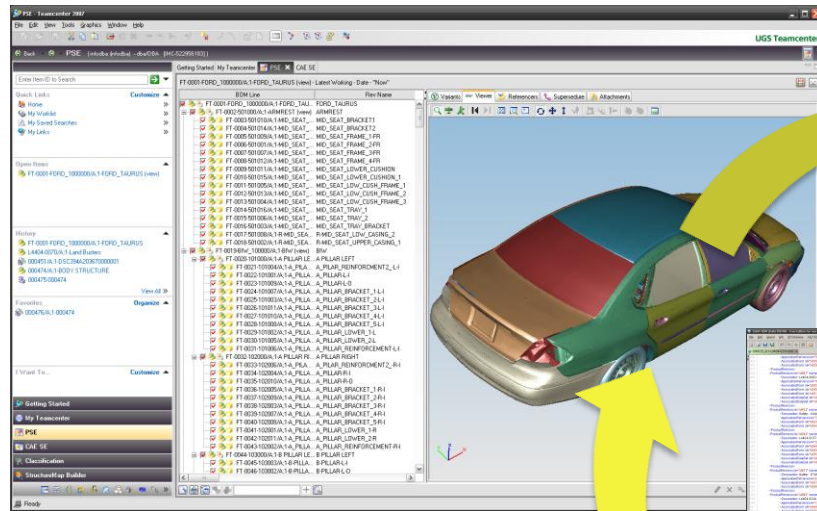
Creative community



Applications of ANSA Scripting

ANSA Teamcenter Interface Tool

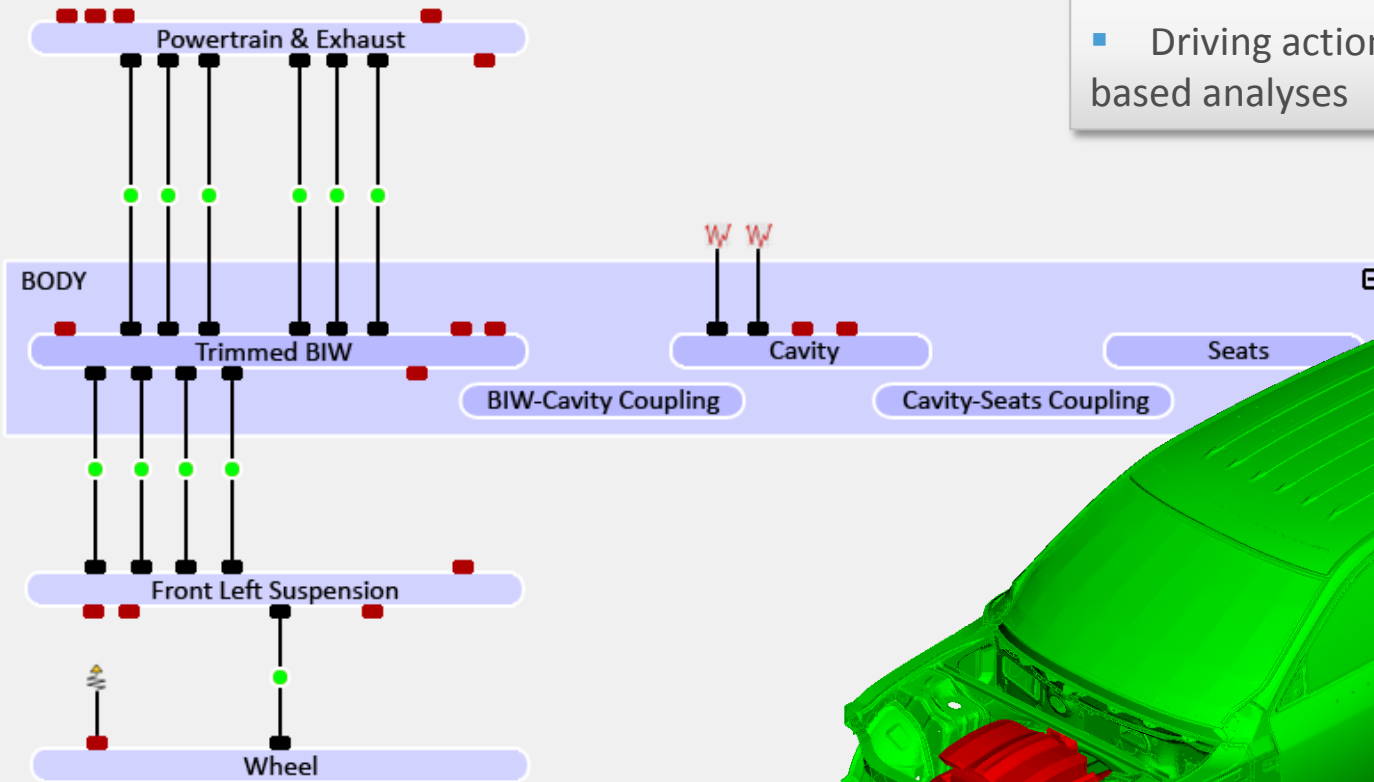
- TC – ANSA interaction brings the worlds of PDM/PLM and CAE closer
- Exchange is facilitated through a common working space and a single PLM XML file



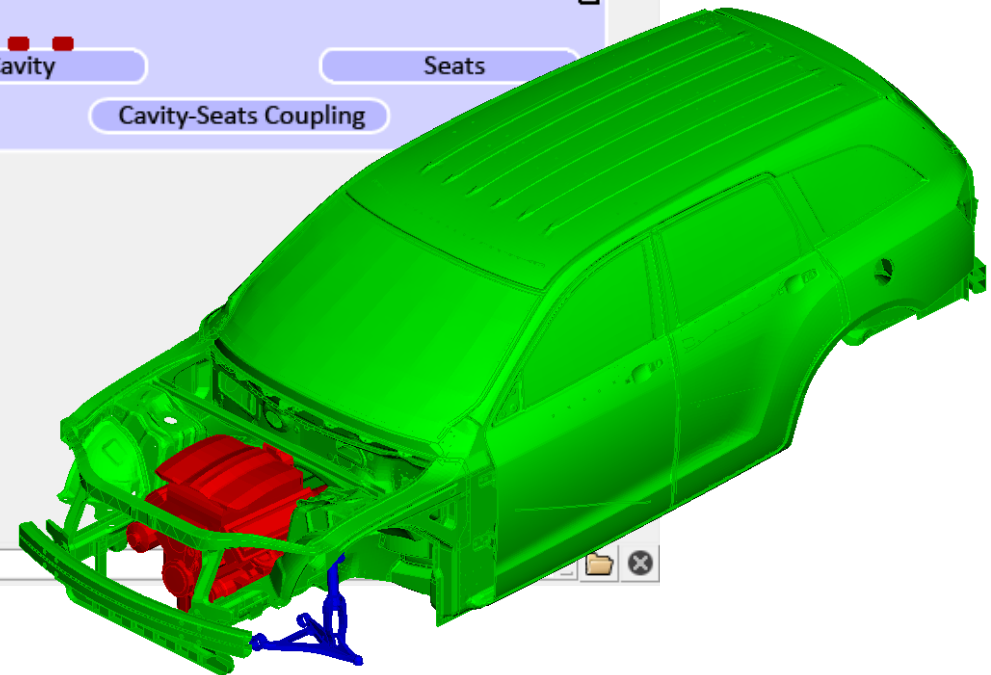
NVH Console

Includes Diagram View

New | Template | Actions



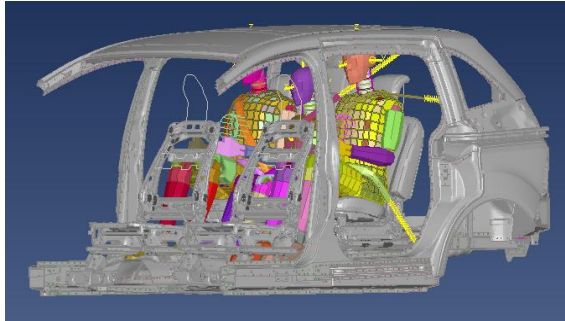
- Assembly of components via connectors
- Driving actions for NVH FRF-based analyses



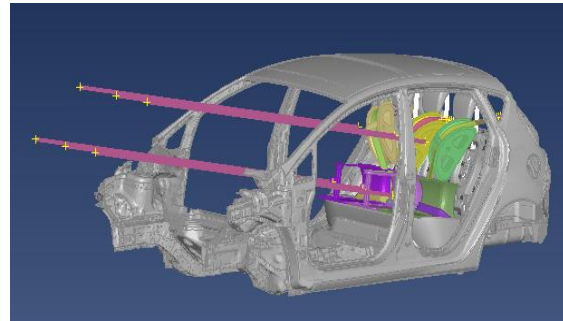
C:/Users/katrasd/.BETA/ANSA/version_13.2.pre/

Process Automation – Task Manager

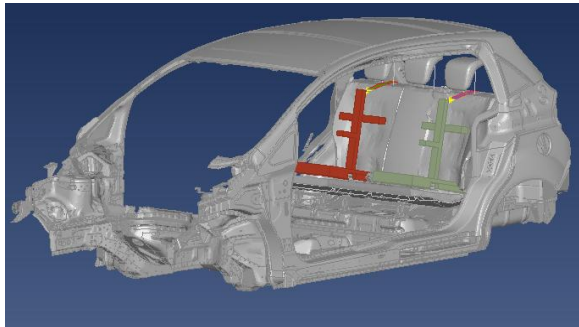
Restrain Integrity (Sled Test)



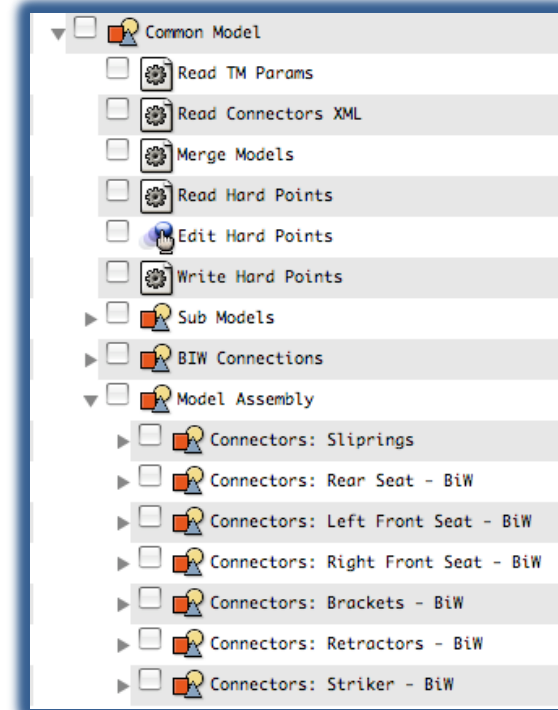
Seatbelt Static Strength



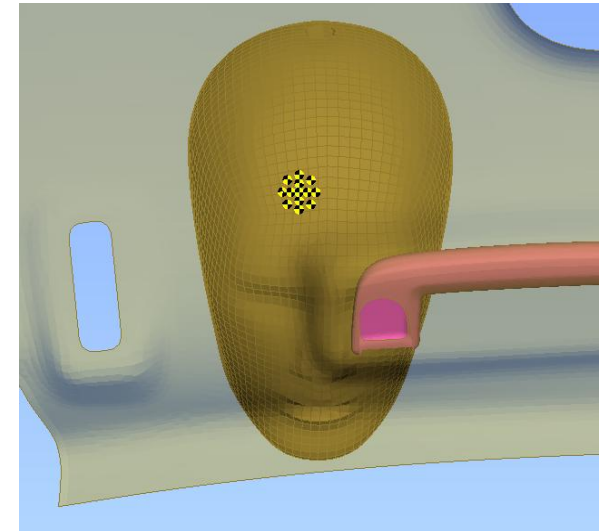
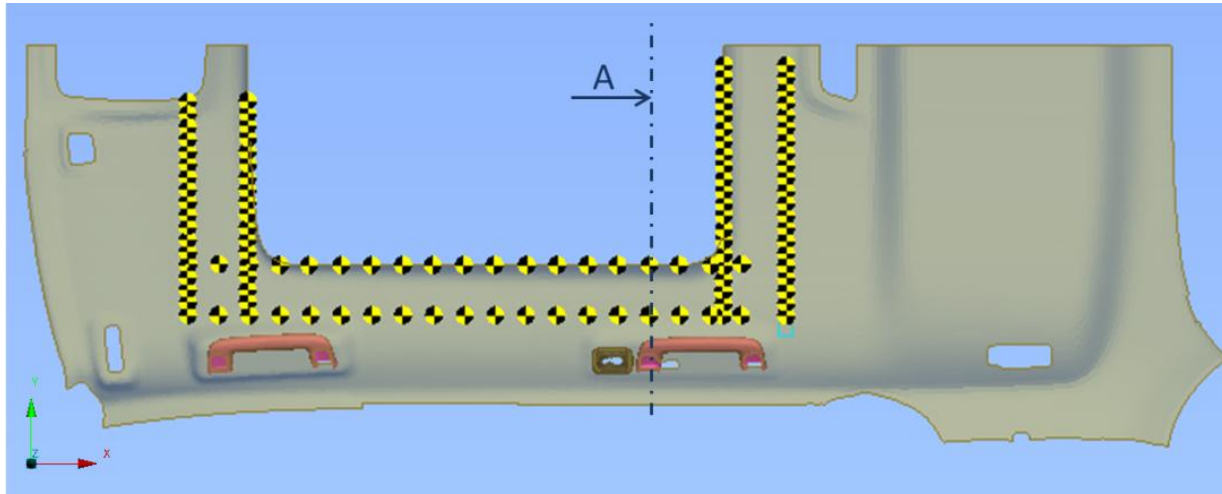
ISOFIX




Liftgate Slam Analysis



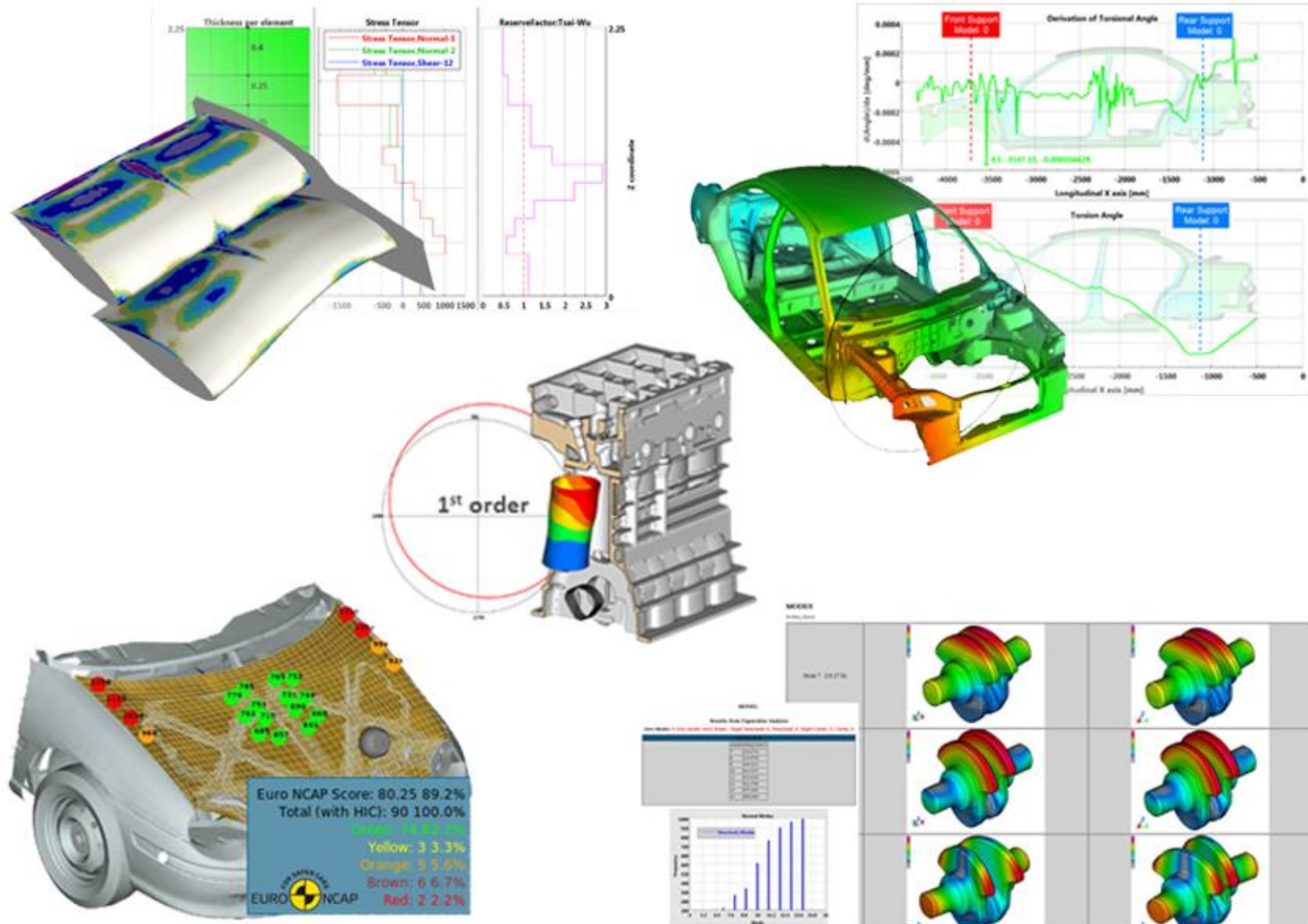
FMVSS201U Automated Process for Volvo Cars



- Automatic Targeting
- Positioning achieving maximum vertical angle and Conservative positioning
- Massive Positioning and Output keyword files
- Robustness studies for the worst case scenario



μETA Toolbars



Beyond BETA Script

Why change?

- BETA Script has reached its limitations
- A modern language was needed
- More functionality. 4000 functions are not enough.
- Access more technologies
- A more popular language worth investing in for the users.

Why Change?

Compute the eigenvalues and right eigenvectors of a square array.

$$\mathbf{A} = \begin{bmatrix} 9 & 13 & 5 & 2 \\ 1 & 11 & 7 & 6 \\ 3 & 7 & 4 & 1 \\ 6 & 0 & 7 & 10 \end{bmatrix}.$$

Algorithm Lanczos

$v_1 \leftarrow$ random vector with norm 1.

$v_0 \leftarrow 0$

$\beta_1 \leftarrow 0$

Iteration: for $j = 1, 2, \dots, m$

$w_j \leftarrow Av_j$

$\alpha_j \leftarrow w_j \cdot v_j$

$w_j \leftarrow w_j - \alpha_j v_j - \beta_j v_{j-1}$

$\beta_{j+1} \leftarrow \|w_j\|$

$v_{j+1} \leftarrow w_j / \beta_{j+1}$

return

Why Change?

Find the points where two given functions intersect

$$y_1 = x_1^2$$

$$y_2 = x_2 + 1$$

Why Change?

Run External C/C++ code

```
struct tnode
{
    char    *keyword;
    int     count;
    struct  tnode *left;
    struct  tnode *right;
};

/*-----*/

int main(int argc, char **argv)
{
    if (argc != 2) {
        printf("Error! Wrong number of arguments was given \n");
        return 1;
    }

    printf("Reading: %s\n", argv[1]);

    struct tnode *root;
    root = NULL;

    ParseFile(argv[1], &root);
    treeprint(root);
    tfree(root);
    return 0;
}

/*-----*/
/*-----*/

int ParseFile(char *fileMain, struct tnode **root)
{
```

The Answer is



python



Libraries

Why Python?

- High level object oriented programming language
- Clear and expressive syntax
- Large Standard Library
- Large Selection of third party scientific and mathematical libraries
- Is emerging as the language of choice for computational sciences and engineering

Immediate benefits

- Access to a huge number of standard python modules
- Access to 3rd party open source libraries (NumPy, SciPy, MatPlot lib etc)
- Ability to run external code written in C / C++
- Abundance of helpful resources on the internet.
- New engineering graduates may already know Python

Libraries

Libraries – NumPy

Compute the eigenvalues and right eigenvectors of a square array.

$$\mathbf{A} = \begin{bmatrix} 9 & 13 & 5 & 2 \\ 1 & 11 & 7 & 6 \\ 3 & 7 & 4 & 1 \\ 6 & 0 & 7 & 10 \end{bmatrix}.$$

Algorithm Lanczos

$v_1 \leftarrow$ random vector with norm 1.

$v_0 \leftarrow 0$

$\beta_1 \leftarrow 0$

Iteration: for $j = 1, 2, \dots, m$

$w_j \leftarrow Av_j$

$\alpha_j \leftarrow w_j \cdot v_j$

$w_j \leftarrow w_j - \alpha_j v_j - \beta_j v_{j-1}$

$\beta_{j+1} \leftarrow \|w_j\|$

$v_{j+1} \leftarrow w_j / \beta_{j+1}$

return

Libraries – SciPy

Find the points where two given functions intersect

$$y_1 = x^2$$

$$y_2 = x_2 + 1$$

```
from scipy.optimize import fsolve
def f(xy):
    x, y = xy
    z = np.array([y-x**2, y-x-1.0])
    return z
fsolve(f, [1.0, 2.0])
```


Libraries – NumPy + SciPy

Array Handling

Linear Algebra

Interpolation

Differential
Equations

Optimization

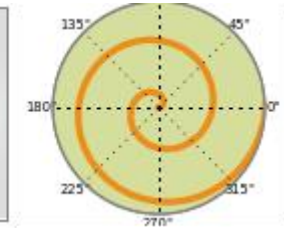
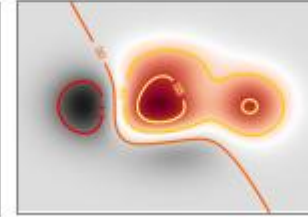
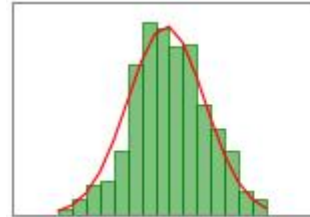
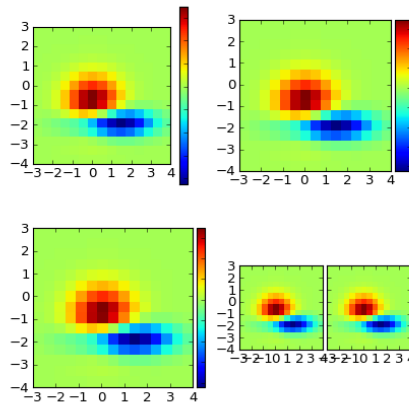
Signal Processing

Statistics

Fitting
Techniques

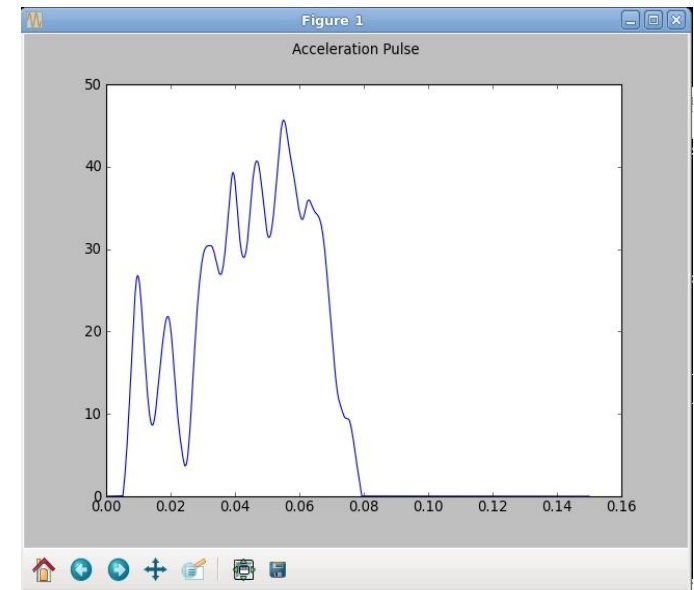
and many more...

Libraries – Matplotlib



```
import matplotlib.pyplot as plt

def my_plot():
    file=open('/home/yianni/sled_pulse.txt')
    x_vals = list()
    y_vals = list()
    for line in file:
        ret = line.split(',')
        x_vals.append(float(ret[0]))
        y_vals.append(float(ret[1]))
    plt.suptitle('Acceleration Pulse')
    ax = plt.subplot('111')
    ax.plot(x_vals, y_vals)
    plt.show()
```



Platform Overview

Development Platform

ANSA-μETA
Core Functionality



Matlab like
functionality




Infinite additional
capabilities
(webdevel, http
connections etc.)

Development Platform

“Python is a super glue for modern scientific workflow”

by Joshua Bloom, PhD
University of California, Berkeley
Astronomy Department



Autodesk

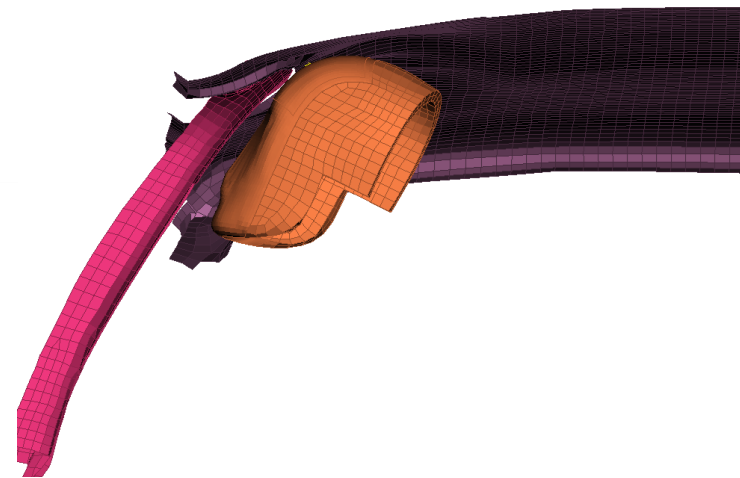
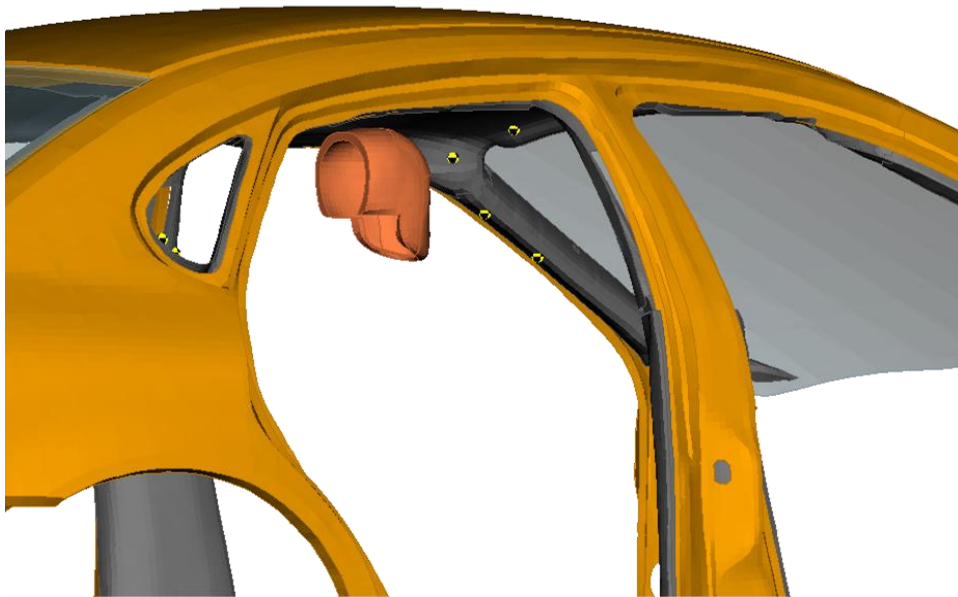


SPACE TELESCOPE SCIENCE INSTITUTE

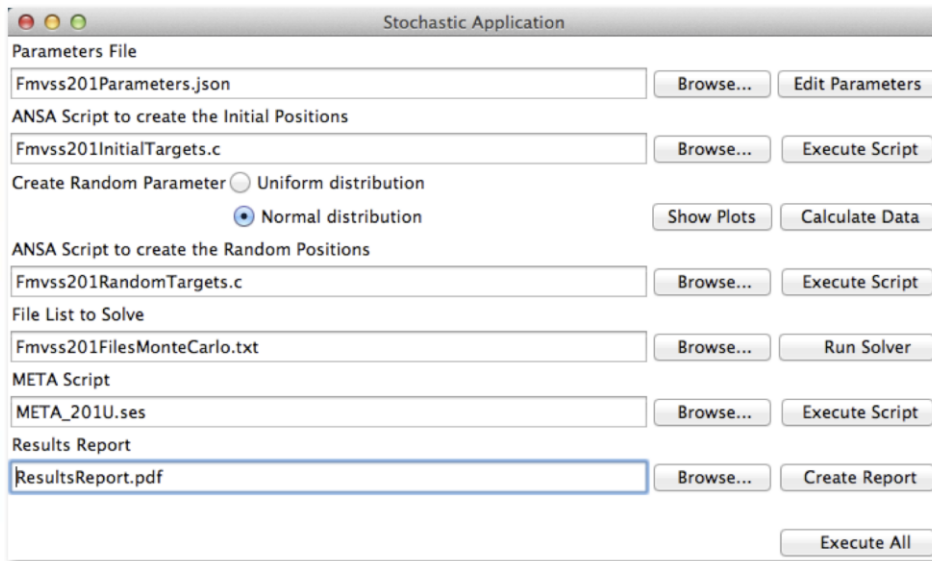
Examples of the New Capabilities

Robustness Analysis Tool

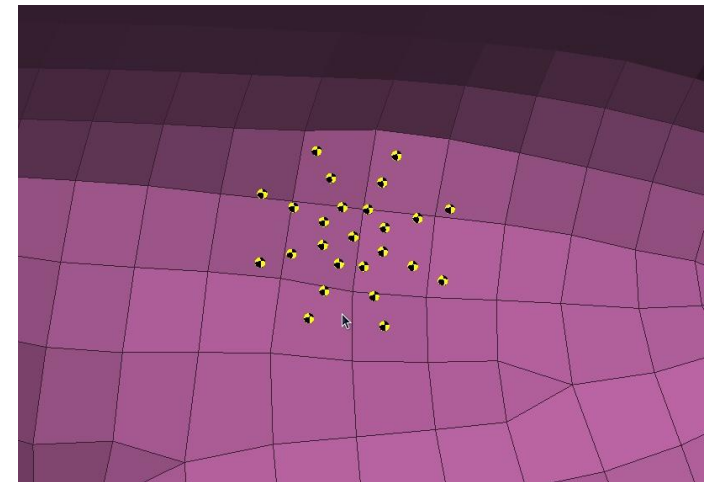
FMVSS201U Analysis is highly dependent on positioning parameters



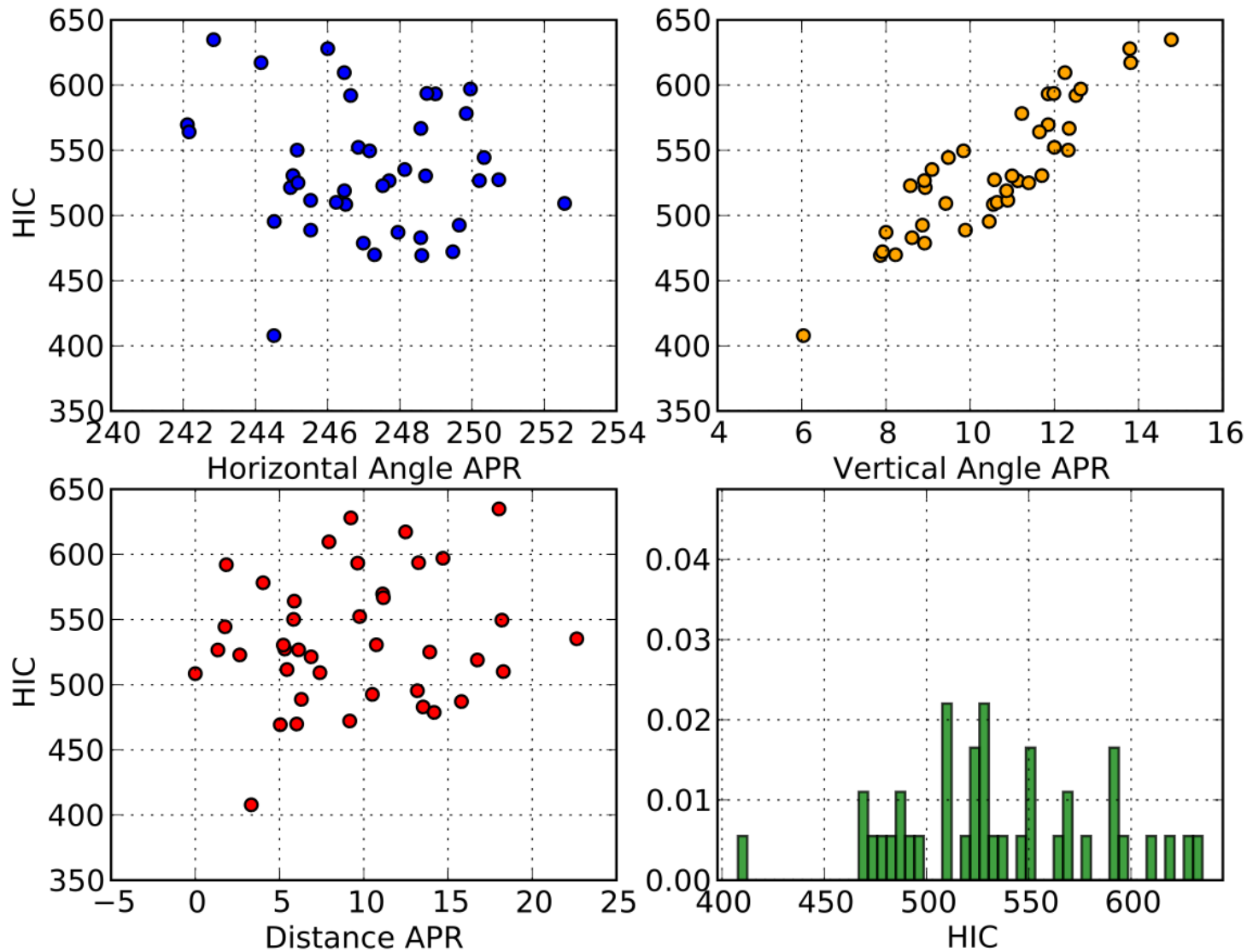
Robustness Analysis Tool



- Automatically create a robustness analysis for a safety loadcase
- Automatically manage solver runs and compile a report




Robustness Analysis Tool



Robustness Analysis Tool



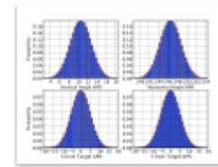
1



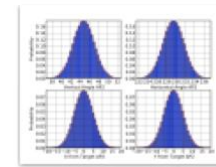
2



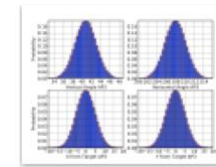
3




4



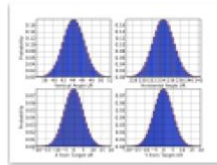
5




6



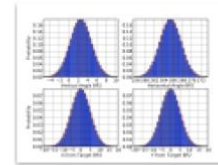
7



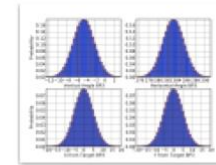
8



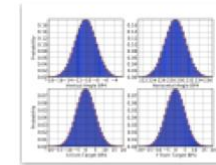
9



10




11




12




13




14




15




16




17




18




19




20



21



22



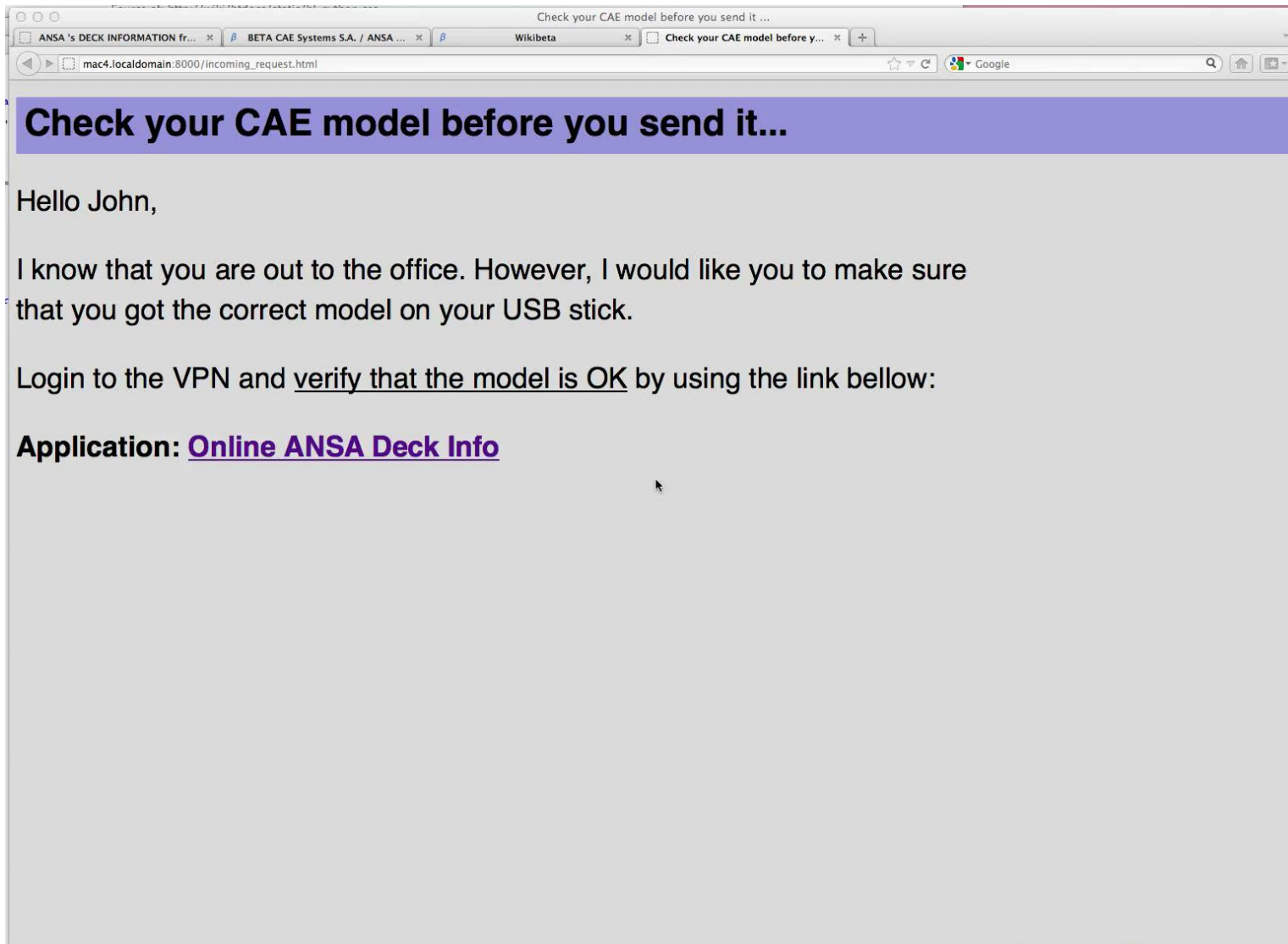
23

Robustness Analysis Tool

Python Benefits

- Use of the NumPy library to run MonteCarlo Method
- Use of the MatPlot lib to plot
- Use of a pdf library to create the pdf report
- Allow user to implement the desired statistical analysis or modify process

Using the Web



Powered by Firefox and WebGL

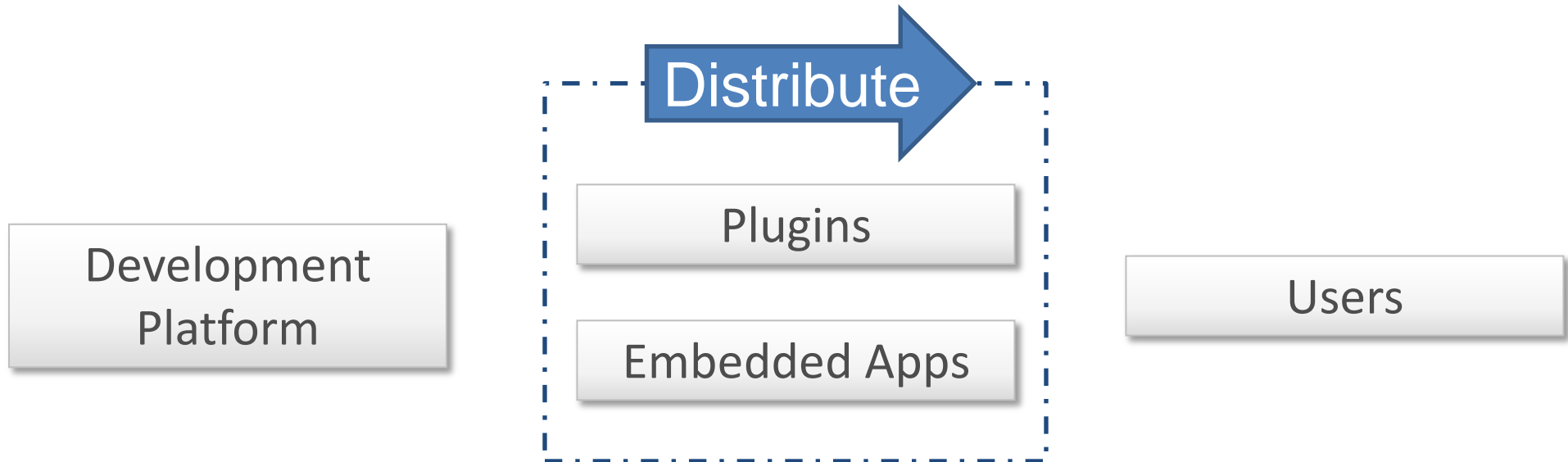
Next Steps

Future Direction

- Enrich the existing ANSA and μ ETA API
- Allow access to lower level functionality (i.e User Defined Entities)
- Move to a more object oriented design
- Help more people to join the community

Future Direction

Plugin Manager



Thank You

ANSA and μ ETA as a CAE Software Development Platform

Michael Giannakidis, Yianni Kolokythas

BETA CAE Systems SA